



SACOMBANK USER GUIDE – DIRECT DEBIT FOR BILL PAYMENT

1. Internet Banking	2
2. Mobile Banking	5

1. Internet Banking

<div data-bbox="134 219 1331 630"><p>TRANSACTIONS GENERAL OVERSEAS FUNDS TRANSFER</p><ul style="list-style-type: none">TRANSFERS▶ PAYMENTSTOP UP & PURCHASETRANSACTION MANAGEMENTUPLOAD FACILITIES<ul style="list-style-type: none">Bills Waiting For PaymentTax Payment▶ Bill PaymentCard PaymentPaylater</div>	<p>Step 1: Transactions → Payments → Bill Payment</p>
<p>Initiator Details</p> <p><input checked="" type="checkbox"/> Account: <input type="text" value="Select"/> VIEW ACCOUNT DETAILS</p> <p><input type="checkbox"/> Card: <input type="text" value="Select"/> VIEW CARD DETAILS</p>	<p>Step 2: Initiator Details: Select Account/Card</p>


<p>Payment Details</p> <p>Bill Category: <input type="text" value="Electric"/></p> <p>Consumer Code: <input type="text" value="PE 29"/> GET DETAILS </p> <p>Bill Name: <input type="text" value="Điện lực TP.HCM"/></p> <p>Consumer Name:* <input type="text" value="LE"/></p> <p>Address/ Added Information (If any):* <input type="text"/></p> <p>Bill Information:* <input type="text" value="Select"/></p> <p>Amount in figures:* <input type="text"/></p>	<p>Step 3:</p> <ul style="list-style-type: none"> - Select Biller Category → Input Consumer Code → Click GET DETAILS - Input Payment Details
<p><input checked="" type="checkbox"/> Add Payee <input type="text" value="COMPAY ELEC BILL PAYMENT"/></p> <p>Auto Pay Required:* <input checked="" type="checkbox"/> Yes <input type="checkbox"/> No</p> <p><input checked="" type="checkbox"/> Auto Pay from Account: <input type="text" value="Select"/></p> <p><input type="checkbox"/> Auto Pay from Card: <input type="text" value="Select"/></p> <p>Subscription Start Date (dd-MM-yyyy)* <input type="text" value="29-03-2023"/> </p> <p>CONTINUE</p>	<p>Step 4:</p> <ul style="list-style-type: none"> - Tick Add Payee - Auto Pay Required: Yes - Select auto pay from Account/Card - Subscription Start Date: default: current date

General Transaction Details	
Transaction Type: Bill Payment	Initiator Account: 06 56
Transaction Date (dd-MM-yyyy): 29-03-2023	Consumer Code: PE 29
Nickname: COMPAY ELEC BILL PAYMENT	Consumer Name: LE
Payment Period/ More information: T03N2023	Consumer Details:
Counterparty Type: Adhoc Biller	

Amount & Frequency Details	
Transaction Currency: VND	Total Amount: VND 1.846
Amount: VND 1.846	
Amount in words: One thousand eight hundred forty six	

AutoPay Details	
Auto Pay Required: Yes	Auto Pay Mode: Full Amount
Auto Debit Account Number: 06 56	Subscription Start Date: 29-03-2023

Transaction Confirmation

mSign Mode : 

BACKCONFIRM

Step 5: Check and confirm the transaction.

2. Mobile Banking

<p>Step 1: Transfer & Payments → Bill Payment → Select Biller Category to pay</p>	<p>Step 2: Enter Consumer code → Continue</p>

<p>← BILL PAYMENT</p> <p>06 56 Điện lực TP.HCM PE 29</p> <p>Available balance 917.876 VND</p> <p>Amount 1.846 VND</p> <p>Customer name LE</p> <p>Address/ Added Information (If any)</p> <p>Payment Period/ More information T03N2023</p> <p>Add payee <input checked="" type="checkbox"/></p> <p>Bill Nick Name Điện lực TP.HCM PE 29</p> <p>Auto Pay <input checked="" type="checkbox"/></p> <p>BACK CONTINUE</p>	<p>← BILL PAYMENT</p> <p>To Điện lực TP.HCM PE 29</p> <p>Amount 1.846 VND</p> <p>Biller Name Điện lực TP.HCM</p> <p>Customer code PE 29</p> <p>Customer name LE</p> <p>Address/ Added Information (If any)</p> <p>Payment Period/ More information T03N2023</p> <p>Note</p> <p>Auto Pay Yes</p> <p>Please check the transaction information before confirming</p> <p>mConnected mCode</p> <p>BACK CONFIRM</p>
<p>Step 3: Enable Add payee and Auto Pay mode</p>	<p>Step 4: Check and confirm the transaction.</p>